






**WMS – Effizienter Service für Ihre Produktion /
WMS – Efficient service for your production**

Herstellerdokumentation / *Manufacturer Documentation*

Hersteller / <i>Manufacturer</i>	Maschinentyp / <i>Machine type</i>
<p data-bbox="379 999 571 1028">Fritz Werner</p> 	FPH0 V1
	FPH0 V2
	FPH1 V1
	FPH0 V2
	FP 3
	FP 4
	9.100
	9.103
	BVK 40 NC
	FP2 V1
	FP2 V2
	BF4 H
	HF 1.5 - HF 2.6
	FK 32
	FK 42
	FH 1D - FH 3D
	UF 1.5 - UF 2.6
VF 1.5 - VF 2.6	
FU 1D - FU 3D	
FV 1D - FV 3D	
<p data-bbox="440 1740 512 1769">Heid</p> 	Muffenbearbeitung / <i>Sleeve machining</i>
	Rohrendbearbeitung / <i>Pipe end machining</i>
<p data-bbox="328 1910 624 1939">Neue Magdeburger</p> 	Mittelantriebsdrehmaschinen / <i>Centre drive lathes</i>
	Spitzendrehmaschinen D20/D40 / <i>Centre lathes</i>



Pittler



PV315
PV 400
PV 500
PV 630
PV 800
PV 1250
PV 1600
PV SL 1/1-1
PV SL 1/2-2
PV SL 2L/1-1
PV SL 2/2-2
PV SL 2 - TWIN
PV SL 3 L/1-1
PETRA SL/1-1
PETRA SL/2-2
PETRA SL TWIN
NF 160
NFL 160/400
NFL 160/1000
NF 250 E
NFL 250 E/1000
NF 251
NFL 251/400
NFL 251/1000
NF 300
NFL 300/630
NFL 300/1250
NFL 300/1800
NFL 300/2500
NFL 300/3200
NF 500



	NFL 500/1500
	NFL 500/2500
<p style="text-align: center;">Weisser Heilbronn</p> <p style="text-align: center;">WEISSER HEILBRONN</p>	Junior
	Hektor
	Senior
	Gigant
	Goliath
	Juniormat
	Hektormat
	Novomat
	S8A (Drehautomat)
Werkzeugmaschinenbau Sinsheim	Mittelantriebsdrehmaschinen / <i>Centre drive lathes</i>
<p style="text-align: center;">Correanayak</p> <p style="text-align: center;">correanayak</p>	NORMA
	XPERTA
	PERFORMER-MG
	VH-PLUS
	VH PLUS-MG
	NORMA-L
	NORMA-FT
	NORMA-FT DUPLEX
	HVM
	HVM DUPLEX
	AXIA
	AXIA DUPLEX
	MAGNA
	MAGNA DUPLEX
	VH-PLUS LANZA
	HVM LANZA
FP 30 -FP 50	



	FPV
	FPV-W
	VERSA
	VERSA-W
	FOX
	VERSA-M
	VERSA-MW
	PANTERA